



AMW Series

Mobile Operator Workstations
and Computing Carts



Creating a Truly Mobile Pharmaceutical Workstation

Arista has solved the problem with the introduction of a truly mobile workstation series – the AMW Series, an advanced, wireless, mobile system that is powered by a high capacity heavy-duty battery allowing the mobile workstation to function seamlessly and in an uninterrupted fashion while in motion from point A to point B. That's full functionality throughout the process without the need for hard-wired access to power and communication sources. The Arista AMW Series has an internal heavy duty, long-lasting battery that makes it completely mobile with no cables to be disconnected, managed, and reconnected and with no break in any live and/or critical connections to reestablish, saving time and significantly increasing workplace productivity.


When it comes to large support systems like workstations, the ability to move the tool from one place to another maximizes its utility and reduces equipment redundancy. In addition, using mobile workstations enables rapid and easy reorganization of the work environment and process flow for more flexible management. However, the problem with most mobile workstations is that they aren't truly "mobile." While they can be moved around from one place in a facility to another, they can't be used while in motion. They must be plugged into a power source at each location and wired for communication. Each time, all power and signal cables must be disconnected, rolled, and stowed, and then put away or transported with the units and then reconnected.

A truly mobile, completely enclosed functional solution like the AMW Series is highly useful and successful in many different parts of the pharmaceutical processing and manufacturing operations, but its sealed nature lends itself very well to the cleanroom area of the operations. Here, the workstation demonstrates its exceptional utility as it can function seamlessly from point to point in a clean area without integrity compromises caused by connecting and reconnecting the system, along with potential micro-particle contamination from connector degradation. Another advantage of using Wi-Fi to link the workstation to the facility is that today most advanced facilities have Wi-Fi-based system backbones connected to legacy subsystems, allowing the workstation to directly communicate with and gather/share information with the facility server.

21.5" Active Matrix TFT LCD Display



Adjustable Height 50~62"



The sliding trays for a Keyboard and a mouse

Mouse Holder






Mobilize Your Workstations in the Clean Rooms

Mobile workstations are increasingly popular in pharmaceutical manufacturing environments since the units can be used where needed and then moved out of the way. In addition, mobile workstations enable rapid and easy reorganization of the work environment and process flow for more flexible management. ARISTA has launched its latest Wi-Fi Mobile Operator Terminal Stations for clean rooms that support HMI systems. The new group offers two options: AMW-101, a single LCD display mobile workstation, and AMW-102, a dual LCD display mobile workstation.

The AMW-101/102 group is designed to meet the requirements of pharma manufacturing cleanrooms. It supports up to 2 wired LAN and Wi-Fi network connectivity, and an optional battery provides power while it is on the move. The portable systems are completely enclosed and therefore fully compliant from a regulatory standpoint, which is essential for sensitive pharmaceutical environments like cleanrooms. Eliminating the wires means removing integrity compromises and contamination caused by connecting and reconnecting systems to move the workstation. Each unit can do everything a stationary system can do while remaining mobile, which reduces both infrastructure cost and deployment complexity over a desk-based system.



The group also provides three AC outlets when an AC power source is needed. Optional Barcode Printer shelf and optional Barcode Scanner cradle shelf can be installed on the mobile cart that transforms AMW-101/102 into a fully functional mobile workstation in the manufacturing space. The entire group is waterproof, height-adjustable, and comes with a sliding tray to place your keyboard. The single LCD display can be swiveled 45 degrees left/right, and the dual LCD display can be installed in either portrait or landscape mode. These features make AMW-101/102 very user-friendly in the manufacturing environment, and they are highly customizable per users' requests.





15°

Monitor Angle Adjustable

21.5 inch Displays

Keyboard can be moved up & down

Alarm light



Optional 1024 Ah Lithium Battery



- Projected Capacitive Touchscreen
- Native Resolution at 1920 x 1080
- Intel ATOM CPU/Intel 6th Gen Core-I CPU
- Up to 8GB DDR3/Up to 16GB DDR4 SO-DIMM
- Wi-Fi Module Included
- SS316L enclosure meets NEMA4X
- ThinManager Ready Version Available



Arista's AMW Series mobile workstation is equipped with advanced 802.11a/b/g/n industrial wireless communication that provides flexible, plantwide communications with SCADA, DCS systems, machines, databases, on the plant floor and connecting to a secure, unified, easy-to-manage industrial-wireless network to cut operating and maintenance costs while increasing productivity and output.

Future-proof touch screen

AMW Series incorporates Projected Capacitive touchscreen to support multi-touch HMI/SCADA automation applications. In addition, multi-touch enables other common touch functionalities, such as tap and swipe, are needed so that the user can page through screens, lists, directories, and such. Some of these gestures are already recognized by the operating system and can be easily incorporated into the HMI. Multi-touch can provide the following two advantages:

Innovative operating concepts

Multi-Touch allows the use of innovative operating concepts. For example, confusing menu structures can be replaced by freely configured scrollable toolbars (docks). To optimally serve each operator with relevantly defined information, it is possible to create individual process screens in Runtime, per drag & drop.

Increased operating safety

Make reduced training time and fewer error rates possible due to more intuitive handling. Operators with minimal experience can handle projects with optimum usability and operating safety. In addition, Multi-Touch offers features such as two hand operation. Here, specific actions can only be carried out by using two hands. This avoids unwanted actions from occurring and ensures both hands are on the touch panel during use.

High capacity heavy-duty battery

AMW Series has the option to include 1024 Ah lithium battery. This high capacity is capable to support more than 24 hours continuous operation (based on configuration for single 21" LCD and ThinManager ready thin client). This lithium battery is maintenance free and up to 4,000 charge and discharge cycles (equivalent to >10 years of 24/7 operation before replacing battery). The lithium battery has dramatic improvements in cycle life and charge efficiency combined with zero maintenance requirements providing the end user with significant cost of ownership savings.

SS316L enclosure meets NEMA4X requirement

All components of AMW are enclosed in SS316L stainless steel enclosure to meet wash-down and highest sensitization requirements. 316L grade stainless steel is often specified in Pharmaceutical installations in order to prevent excessive metallic contamination. 316L grade stainless steel is also significantly more resistant to heat in comparison to 304. The addition of Molybdenum makes 316L stainless steel stronger and more durable, capable of withstanding higher levels of corrosion and the affects of chemicals such as chlorides (found in salt, seawater, sweat, etc.) and sulphuric acid.



Option

Barcode Scanner



Option

Label Printer



Option

1024 Ah Lithium Battery




Reshapes the status quo by delivering an entirely new operational experience

Mobile workstations are increasingly popular in pharmaceutical manufacturing environments because they enable rapid and easy reorganization of the work environment and process flow. One mobile workstation can replace multiple fixed workstations, and there are no installation costs. Wireless connections allow for direct communication with manufacturing execution systems, electronic batch records (EBR), SOP, ERP, and other back-end systems.

Mobile solutions also eliminate the need for operators to walk back and forth from fixed workstations to scan or print barcode labels. Some estimates suggest mobile workstations can reduce wasted time and interruptions in workflow by 25% or more.

- 3 x 18.5-inch Projected Capacitive Touchscreen
- Native Resolution at 1920 x 1080
- 2.6/3.4 GHz i7-6600U/2.4/3.0 GHz i5-6300U, 1.6 GHz Celeron-3855U
- Up to 32GB DDR4 Memory
- Wi-Fi Module Included
- NEMA 4X / IP66 Stainless Steel Fully Closed Enclosure
- ThinManager Ready Version Available



Arista provides multi-display workstations that come with different screen sizes and numbers. The triple display type is designed to support multiple LCD displays for DCS applications on the move. The workstation is equipped with wireless communication, memory, and hard disk size required to effectively support comprehensive DCS applications. To review high-performance graphics hierarchies, most human-machine interfaces (HMIs) today are designed by exposing an increasing level of detail as you navigate or drill down into the plant's units, subunits, and details.

The triple display type workstation enables operators who are responsible for operating multiple process units to view three levels simultaneously on the move. Each LCD screen provides a process unit level overview (level 1 graphics, level 2 graphics, and level 3 graphics). It is an advanced, truly mobile workstation powered by a high-capacity heavy-duty battery, allowing the DCS workstation to function seamlessly and uninterrupted while in motion from point A to point B.

The workstation allows operators to be mobile and view real-time process data, historical trends, and alarms from multiple DCS systems and other key data sources. It reshapes the status quo by delivering an entirely new operational experience and empowering your team to improve operations performance and safety by having the plant wherever it goes – virtually anywhere.

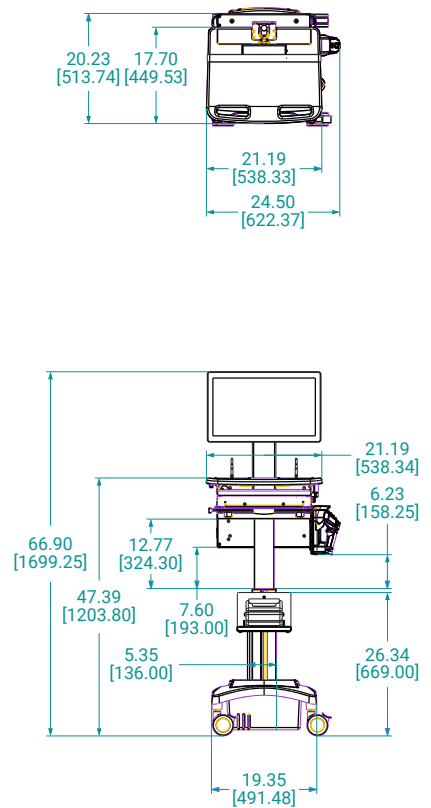
AMW-101

Specifications	AMW-101	
	E01	H01
LCD Display		
Display Size	21.5 inch	21.5 inch
Max Resolution	1920 x 1080	1920 x 1080
Backlight Lifetime	50,000 hours	50,000 hours
Visual Characteristics		
Colors	16.7 million	16.7 million
Aspect Ratio	16:9	16:9
Viewing Angle (V/H)	178° / 178°	178° / 178°
Contrast Ratio	1000:1	1000:1
Brightness	250 nits	250 nits
Touch Screen		
Technology	Projected Capacitive	Projected Capacitive
Interface	USB	USB
Driver	Windows 7, Windows 10	Windows 10
System		
CPU	Intel Celeron J1900 @ 1.99GHz / Atom E3845 @ 1.91GHz CPU	Intel i7-6600U CPU
Chipset	Bay Trail	Skylake
Memory	Up to 8GB DDR3 SO-DIMM	Up to 16GB DDR4 SO-DIMM
Video Controller	Intel Gen7 Intel Graphics DX 11, OGL3.2	Intel HD Graphics 520
External Video Output	N/A	N/A
Storage Option	2.5" SSD	2.5" SSD
CFast	Optional	Optional
Audio	N/A	N/A
Watchdog Timer	Programmable 1 - 255 sec	Programmable 1 - 255 sec
Remote Boot	ThinManager Ready, PXE	N/A
Expansion Slot	N/A	N/A
I/O Communication		
USB Port	1 x USB 2.0	1 x USB 2.0
Serial Port	N/A	N/A
IEEE 1394	N/A	N/A
LAN / Wi-Fi	Optional	Optional
Parallel	N/A	N/A
GPIO	N/A	N/A
Smart Battery		
Internal Battery	Optional	Optional
OS Support		
OS Support	Windows 7, Windows 10	Windows 10
Power/Thermal Specs		
Power Requirement (Max)	110VAC~220VAC	110VAC~220VAC
Power Consumption (Max)	47W (Without Charging)	60W (Without Charging)
Recommended Power Supply	Included	Included
Heat Dissipation (Average)	160 BTU/hr	205 BTU/hr
Physical Specification		
Mounting	N/A	N/A
Net Weight	--	--
Dimension (WxHxD)	--	--
IP/MENA Rating	--	--
Certification	N/A	N/A
Environmental		
Operation Temperature	0~35°C (32~95°F)	0~35°C (32~95°F)
Storage Temperature	-20~60°C (-4~140°F)	-20~60°C (-4~140°F)
Relative Humidity	0~95%	0~95%



Dimension Drawing

Size Unit: inch(mm)



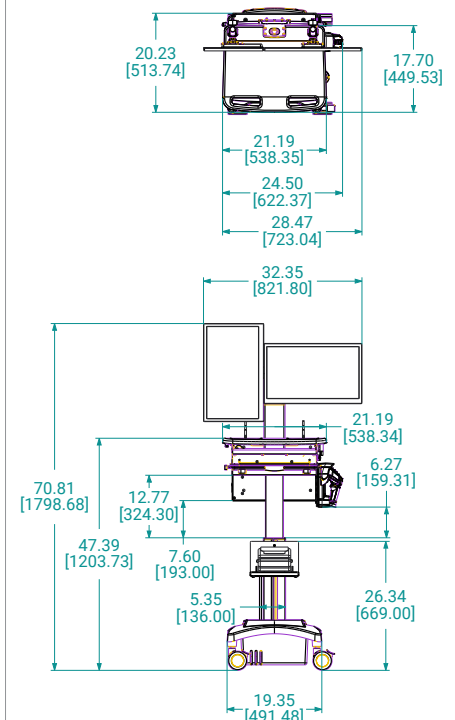
AMW-102

Specifications	AMW-102	
	E01	H01
LCD Display		
Display Size	two 21.5 inch	two 21.5 inch
Max Resolution	1920 x 1080	1920 x 1080
Backlight Lifetime	50,000 hours	50,000 hours
Visual Characteristics		
Colors	16.7 million	16.7 million
Aspect Ratio	16:9	16:9
Viewing Angle (V/H)	178° / 178°	178° / 178°
Contrast Ratio	1000:1	1000:1
Brightness	250 nits	250 nits
Touch Screen		
Technology	Projected Capacitive	Projected Capacitive
Interface	USB	USB
Driver	Windows 7, Windows 10	Windows 10
System		
CPU	Intel Celeron J1900 @ 1.99GHz / Atom E3845 @ 1.91GHz CPU	Intel i7-6600U CPU
Chipset	Bay Trail	Skylake
Memory	Up to 8GB DDR3 SO-DIMM	Up to 16GB DDR4 SO-DIMM
Video Controller	Intel Gen7 Intel Graphics DX 11, OGL3.2	Intel HD Graphics 520
External Video Output	N/A	N/A
Storage Option	2.5" SSD	2.5" SSD
CFast	Optional	Optional
Audio	N/A	N/A
Watchdog Timer	Programmable 1 - 255 sec	Programmable 1 - 255 sec
Remote Boot	ThinManager Ready, PXE	N/A
Expansion Slot	N/A	N/A
I/O Communication		
USB Port	1 x USB 2.0	1 x USB 2.0
Serial Port	N/A	N/A
IEEE 1394	N/A	N/A
LAN / Wi-Fi	Optional	Optional
Parallel	N/A	N/A
GPIO	N/A	N/A
Smart Battery		
Internal Battery	Optional	Optional
OS Support		
OS Support	Windows 7, Windows 10	Windows 10
Power/Thermal Specs		
Power Requirement (Max)	110VAC~220VAC	110VAC~220VAC
Power Consumption (Max)	70W (Without Charging)	83W (Without Charging)
Recommended Power Supply	Included	Included
Heat Dissipation (Average)	238 BTU/hr	283 BTU/hr
Physical Specification		
Mounting	N/A	N/A
Net Weight	--	--
Dimension (WxHxD)	--	--
IP/MENA Rating	--	--
Certification	N/A	N/A
Environmental		
Operation Temperature	0~35°C (32~95°F)	0~35°C (32~95°F)
Storage Temperature	-20~60°C (-4~140°F)	-20~60°C (-4~140°F)
Relative Humidity	0~95%	0~95%



Dimension Drawing

Size Unit: inch(mm)



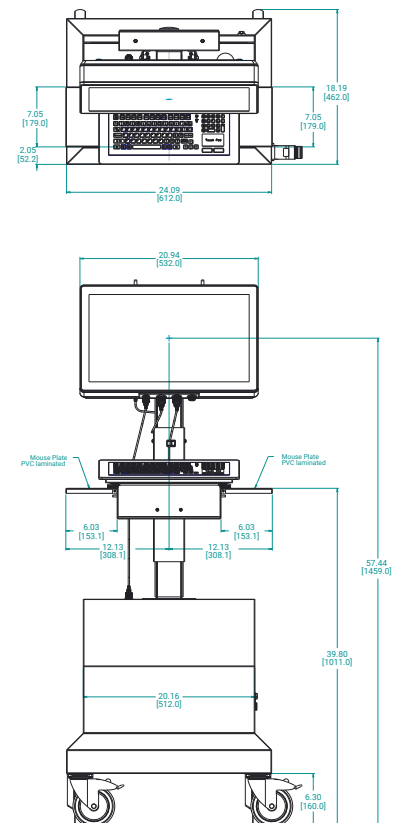
AMW-1321AX

Specifications	AMW-1321AX	
	E01	H01
LCD Display		
Display Size	21.5 inch	21.5 inch
Max Resolution	1920 x 1080	1920 x 1080
Backlight Lifetime	50,000 hours	50,000 hours
Visual Characteristics		
Colors	16.7 million	16.7 million
Aspect Ratio	16:9	16:9
Viewing Angle (V/H)	178° / 178°	178° / 178°
Contrast Ratio	1000:1	1000:1
Brightness	250 nits	250 nits
Touch Screen		
Technology	Projected Capacitive	Projected Capacitive
Interface	USB	USB
Driver	Windows 7, Windows 10	Windows 10
System		
CPU	Intel Celeron J1900 @ 1.99GHz / Atom E3845 @ 1.91GHz CPU	Intel i7-6600U CPU
Chipset	Bay Trail	Skylake
Memory	Up to 8GB DDR3 SO-DIMM	Up to 16GB DDR4 SO-DIMM
Video Controller	Intel Gen7 Intel Graphics DX 11, OGL3.2	Intel HD Graphics 520
External Video Output	N/A	N/A
Storage Option	2.5" SSD	2.5" SSD
CFast	Optional	Optional
Keyboard	Membrane or Silicon Rubber Keyboard	Membrane or Silicon Rubber Keyboard
Mouse	Pointing Device or Touch Pad	Pointing Device or Touch Pad
Audio	N/A	N/A
Watchdog Timer	Programmable 1 - 255 sec	Programmable 1 - 255 sec
Remote Boot	ThinManager Ready, PXE	N/A
Expansion Slot	N/A	N/A
I/O Communication		
USB Port	1 x USB 2.0	1 x USB 2.0
Serial Port	N/A	N/A
IEEE 1394	N/A	N/A
LAN / Wi-Fi	Wi-Fi	Wi-Fi
Parallel	N/A	N/A
GPIO	N/A	N/A
Smart Battery		
Internal Battery	Optional 1024 W/h Lithium Battery	Optional 1024 W/h Lithium Battery
OS Support		
OS Support	Windows 7, Windows 10	Windows 10
Power/Thermal Specs		
Power Requirement (Max)	110VAC~220VAC	110VAC~220VAC
Power Consumption (Max)	47W (Without Charging)	60W (Without Charging)
Recommended Power Supply	Included	Included
Heat Dissipation (Average)	160 BTU/hr	205 BTU/hr
Physical Specification		
Mounting	N/A	N/A
Net Weight	--	--
Dimension (WxHxD)	24.09 x 57.44 x 18.19 inch 612.0 x 1459.0 x 462.0 mm	24.09 x 57.44 x 18.19 inch 612.0 x 1459.0 x 462.0 mm
IP/MENA Rating	Meets NEMA 4X / IP66	Meets NEMA 4X / IP66
Environmental		
Operation Temperature	0~35°C (32~95°F)	0~35°C (32~95°F)
Storage Temperature	-20~60°C (-4~140°F)	-20~60°C (-4~140°F)
Relative Humidity	0~95%	0~95%



Dimension Drawing

Size Unit: inch(mm)



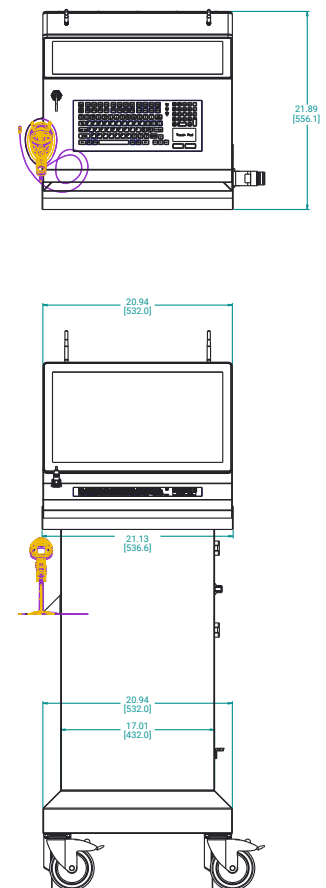
AMW-1121AX

Specifications	AMW-1121AX	
	E01	H01
LCD Display		
Display Size	21.5 inch	21.5 inch
Max Resolution	1920 x 1080	1920 x 1080
Backlight Lifetime	50,000 hours	50,000 hours
Visual Characteristics		
Colors	16.7 million	16.7 million
Aspect Ratio	16:9	16:9
Viewing Angle (V/H)	178° / 178°	178° / 178°
Contrast Ratio	1000:1	1000:1
Brightness	250 nits	250 nits
Touch Screen		
Technology	Projected Capacitive	Projected Capacitive
Interface	USB	USB
Driver	Windows 7, Windows 10	Windows 10
System		
CPU	Intel Celeron J1900 @ 1.99GHz / Atom E3845 @ 1.91GHz CPU	Intel i7-6600U CPU
Chipset	Bay Trail	Skylake
Memory	Up to 8GB DDR3 SO-DIMM	Up to 16GB DDR4 SO-DIMM
Video Controller	Intel Gen7 Intel Graphics DX 11, OGL3.2	Intel HD Graphics 520
External Video Output	N/A	N/A
Storage Option	2.5" SSD	2.5" SSD
CFast	Optional	Optional
Keyboard	Membrane or Silicon Rubber Keyboard	Membrane or Silicon Rubber Keyboard
Mouse	Pointing Device or Touch Pad	Pointing Device or Touch Pad
Audio	N/A	N/A
Watchdog Timer	Programmable 1 - 255 sec	Programmable 1 - 255 sec
Remote Boot	ThinManager Ready, PXE	N/A
Expansion Slot	N/A	N/A
I/O Communication		
USB Port	2 x USB 2.0 (1x Internal and 1x External)	2 x USB 2.0 (1x Internal and 1x External)
Serial Port	N/A	N/A
IEEE 1394	N/A	N/A
LAN / Wi-Fi	Wi-Fi	Wi-Fi
Parallel	N/A	N/A
GPIO	N/A	N/A
Smart Battery		
Internal Battery	Optional 1024 W/h Lithium Battery	Optional 1024 W/h Lithium Battery
OS Support		
OS Support	Windows 7, Windows 10	Windows 10
Power/Thermal Specs		
Power Requirement (Max)	110VAC~220VAC	110VAC~220VAC
Power Consumption (Max)	47W (Without Charging)	60W (Without Charging)
Recommended Power Supply	Included	Included
Heat Dissipation (Average)	160 BTU/hr	205 BTU/hr
Physical Information		
Mounting	N/A	N/A
Net Weight	--	--
Dimension (WxHxD)	20.94 x 58.38 x 21.89 inch 532.0 x 1482.9 x 556.1 mm	20.94 x 58.38 x 21.89 inch 532.0 x 1482.9 x 556.1 mm
IP/MENA Rating	Meets NEMA 4X / IP66	Meets NEMA 4X / IP66
Certification	N/A	N/A
Environmental		
Operation Temperature	0~35°C (32~95°F)	0~35°C (32~95°F)
Storage Temperature	-20~60°C (-4~140°F)	-20~60°C (-4~140°F)
Relative Humidity	0~95%	0~95%



Dimension Drawing

Size Unit: inch(mm)



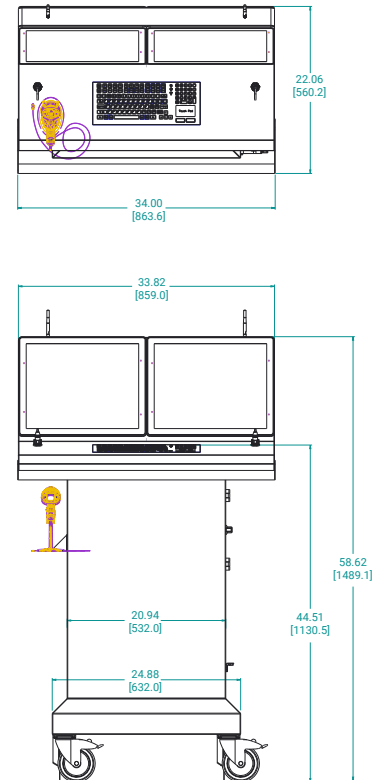
AMW-2219AX

Specifications	AMW-2219AX	
	E01	H01
LCD Display		
Display Size	Two 19" LCD Display	Two 19" LCD Display
Max Resolution	1280 x 1024	1280 x 1024
Backlight Lifetime	50,000 hours	50,000 hours
Visual Characteristics		
Colors	16.7 million	16.7 million
Aspect Ratio	5:4	5:4
Viewing Angle (V/H)	160° / 170°	160° / 170°
Contrast Ratio	1000:1	1000:1
Brightness	450 nits	450 nits
Touch Screen		
Technology	Projected Capacitive	Projected Capacitive
Interface	USB	USB
Driver	Windows 7, Windows 10	Windows 10
System		
CPU	Intel Celeron J1900 @ 1.99GHz / Atom E3845 @ 1.91GHz CPU	Intel i7-6600U CPU
Chipset	Bay Trail	Skylake
Memory	Up to 8GB DDR3 SO-DIMM	Up to 16GB DDR4 SO-DIMM
Video Controller	Intel Gen7 Intel Graphics DX 11, OGL3.2	Intel HD Graphics 520
External Video Output	N/A	N/A
Storage Option	2.5" SSD	2.5" SSD
CFast	Optional	Optional
Keyboard	Membrane or Silicon Rubber Keyboard	Membrane or Silicon Rubber Keyboard
Mouse	Pointing Device or Touch Pad	Pointing Device or Touch Pad
Audio	N/A	N/A
Watchdog Timer	Programmable 1 - 255 sec	Programmable 1 - 255 sec
Remote Boot	ThinManager Ready, PXE	N/A
Expansion Slot	N/A	N/A
I/O Communication		
USB Port	2 x USB 2.0 (1x Internal and 1x External)	2 x USB 2.0 (1x Internal and 1x External)
Serial Port	N/A	N/A
IEEE 1394	N/A	N/A
LAN / Wi-Fi	Wi-Fi	Wi-Fi
Parallel	N/A	N/A
GPIO	N/A	N/A
Smart Battery		
Internal Battery	Optional 1024 W/h Lithium Battery	Optional 1024 W/h Lithium Battery
OS Support		
OS Support	Windows 7, Windows 10	Windows 10
Power/Thermal Specs		
Power Requirement (Max)	110VAC~220VAC	110VAC~220VAC
Power Consumption (Average)	70W (Without Charging)	83W (Without Charging)
Recommended Power Supply	Included	Included
Heat Dissipation (Average)	238 BTU/hr	283 BTU/hr
Physical Specification		
Mounting	N/A	N/A
Net Weight	--	--
Dimension (WxHxD)	33.82 x 62.34 x 22.06 inch 859 x 1583.4 x 560.2 mm	33.82 x 62.34 x 22.06 inch 859 x 1583.4 x 560.2 mm
IP/MENA Rating	Meets NEMA 4X / IP66	Meets NEMA 4X / IP66
Environmental		
Operation Temperature	0~35°C (32~95°F)	0~35°C (32~95°F)
Storage Temperature	-20~60°C (-4~140°F)	-20~60°C (-4~140°F)
Relative Humidity	0~95%	0~95%



Dimension Drawing

Size Unit: inch(mm)



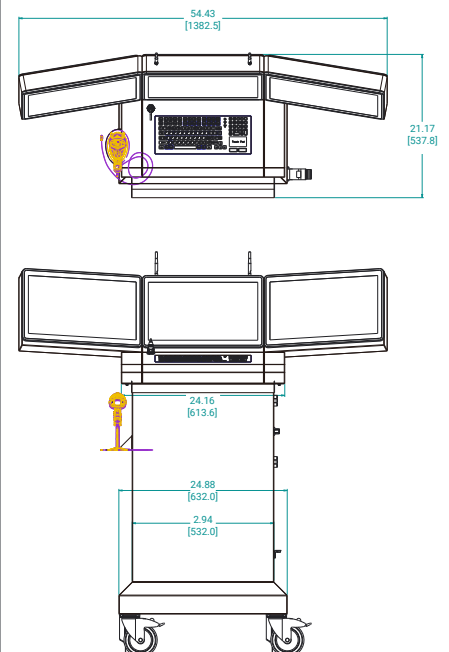
AMW-2318AX

Specifications	AMW-2318AX H01
LCD Display	
Display Size	Three 18.5-inch LCD Display
Max Resolution	1920 x 1080
Backlight Lifetime	50,000 hours
Visual Characteristics	
Colors	16.7 million
Aspect Ratio	16:9
Viewing Angle (V/H)	178° / 178°
Contrast Ratio	1000:1
Brightness	350 nits
Touch Screen	
Technology	Projected Capacitive
Interface	USB
Driver	Windows 10
System	
CPU	Intel i7-6600U CPU
Chipset	Skylake
Memory	Up to 16GB DDR4 SO-DIMM
Video Controller	Intel HD Graphics 520
External Video Output	N/A
Storage Option	2.5" SSD
Compact Flash	Optional
Keyboard	Membrane or Silicon Rubber Keyboard
Mouse	Pointing Device or Touch Pad
Audio	N/A
Watchdog Timer	Programmable 1 - 255 sec
Remote Boot	N/A
Expansion Slot	N/A
I/O Communication	
USB Port	2 x USB 2.0 (1x Internal and 1x External)
Serial Port	N/A
IEEE 1394	N/A
LAN / Wi-Fi	Wi-Fi
Parallel	N/A
GPIO	N/A
Smart Battery	
Internal Battery	Optional 1024 W/h Lithium Battery
OS Support	
OS Support	Windows 10
Power/Thermal Specs	
Power Requirement (Max)	110VAC~220VAC
Power Consumption (Average)	86W (Without Charging)
Recommended Power Supply	Included
Heat Dissipation (Average)	293 BTU/hr
Physical Information	
Mounting	N/A
Net Weight	--
Dimension (WxHxD)	54.43 x 57.37 x 21.17 inch 1382.5 x 1457.1 x 537.8 mm
IP/MENA Rating	Meets NEMA 4X / IP66
Certification	N/A
Environmental	
Operation Temperature	0~35°C (32~95°F)
Storage Temperature	-20~60°C (-4~140°F)
Relative Humidity	0~95%



Dimension Drawing

Size Unit: inch(mm)



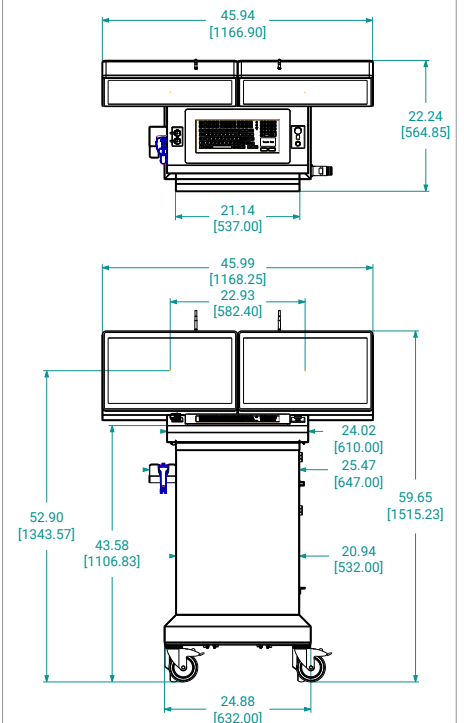
AMW-2224AX

Specifications	AMW-2224AX	
	E01	H01
LCD Display		
Display Size	Two 24" LCD Display	Two 24" LCD Display
Max Resolution	1920 x 1080	1920 x 1080
Backlight Lifetime	50,000 hours	50,000 hours
Visual Characteristics		
Colors	16.7 million	16.7 million
Aspect Ratio	16:9	16:9
Viewing Angle (V/H)	160° / 170°	160° / 170°
Contrast Ratio	5000:1	5000:1
Brightness	250 nits	250 nits
Touch Screen		
Technology	Projected Capacitive	Projected Capacitive
Interface	USB	USB
Driver	Windows 7, Windows 10	Windows 10
System		
CPU	Intel Celeron J1900 @ 1.99GHz / Atom E3845 @ 1.91GHz CPU	Intel i7-6600U CPU
Chipset	Bay Trail	Skylake
Memory	Up to 8GB DDR3 SO-DIMM	Up to 16GB DDR4 SO-DIMM
Video Controller	Intel Gen7 Intel Graphics DX 11, OGL3.2	Intel HD Graphics 520
External Video Output	N/A	N/A
Storage Option	2.5" SSD	2.5" SSD
CFast	Optional	Optional
Keyboard	Membrane or Silicon Rubber Keyboard	Membrane or Silicon Rubber Keyboard
Mouse	Pointing Device or Touch Pad	Pointing Device or Touch Pad
Audio	N/A	N/A
Watchdog Timer	Programmable 1 - 255 sec	Programmable 1 - 255 sec
Remote Boot	ThinManager Ready, PXE	N/A
Expansion Slot	N/A	N/A
I/O Communication		
USB Port	2 x USB 2.0 (1x Internal and 1x External)	2 x USB 2.0 (1x Internal and 1x External)
Serial Port	N/A	N/A
IEEE 1394	N/A	N/A
LAN / Wi-Fi	Wi-Fi	Wi-Fi
Parallel	N/A	N/A
GPIO	N/A	N/A
Smart Battery		
Internal Battery	Optional 1024 W/h Lithium Battery	Optional 1024 W/h Lithium Battery
OS Support		
OS Support	Windows 7, Windows 10	Windows 10
Power/Thermal Specs		
Power Requirement (Max)	110VAC~220VAC	110VAC~220VAC
Power Consumption (Average)	87W (Without Charging)	100W (Without Charging)
Recommended Power Supply	Included	Included
Heat Dissipation (Average)	296 BTU/hr	341 BTU/hr
Physical Information		
Mounting	N/A	N/A
Net Weight	--	--
Dimension (WxHxD)	33.82 x 62.34 x 22.06 inch 859 x 1583.4 x 560.2 mm	33.82 x 62.34 x 22.06 inch 859 x 1583.4 x 560.2 mm
IP/MENA Rating	Meets NEMA 4X / IP66	Meets NEMA 4X / IP66
Environmental		
Operation Temperature	0~35°C (32~95°F)	0~35°C (32~95°F)
Storage Temperature	-20~60°C (-4~140°F)	-20~60°C (-4~140°F)
Relative Humidity	0~95%	0~95%

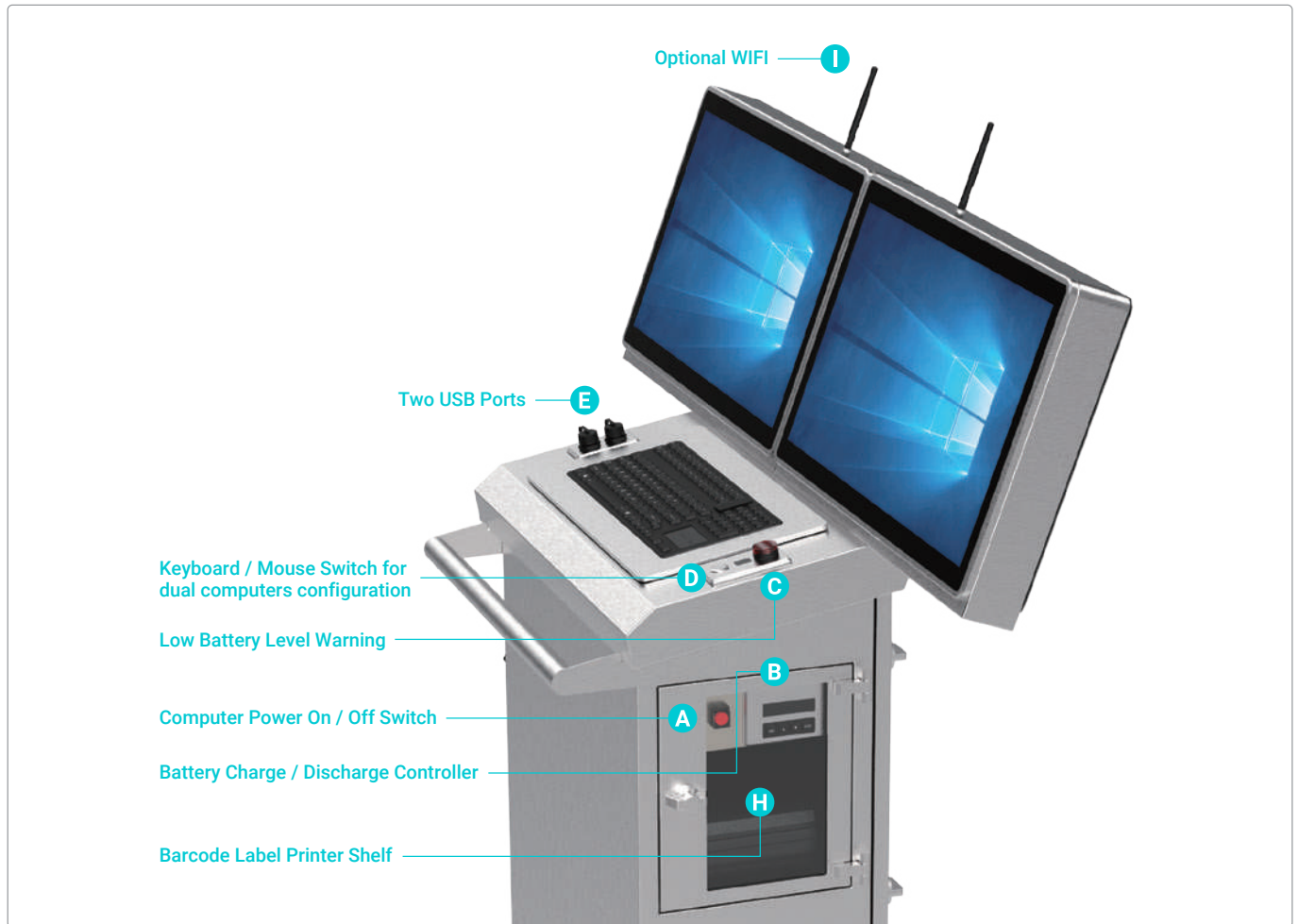


Dimension Drawing

Size Unit: inch(mm)



Details



Keyboard Options



KB-115A-AX

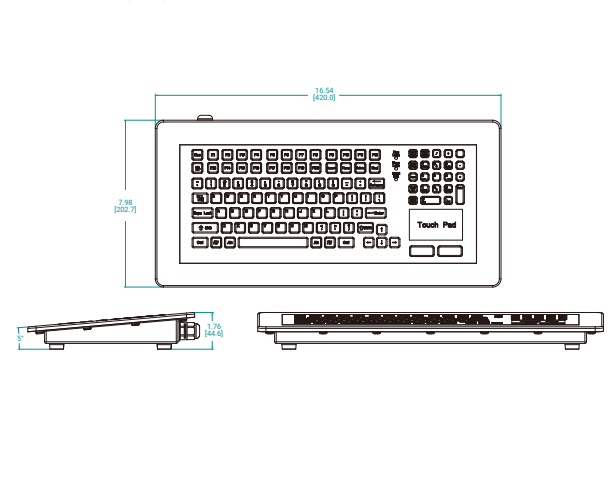
Specifications	KB-115A-AX
Key	104 Key with Touch Pad
Supply Voltage	5V DC +/- 5%
Current Rating	30mA
Interface	USB (Standard Order), PS/2 (Special Order)
Cable Length	2.5m
Operating Temp	-20~60°C (-4~140°F)
Storage Temp	-30~70°C (-22~158°F)
Operating RH	100%
Protection Level	IP68
MTBF	>50000H
Net Weight	11 Lbs / 5 Kg
Dimension (W x H x D)	16.54 x 1.76 x 7.98 inch 420.0 x 44.6 x 202.7 mm
Mounting	USB

KB-115C-AX

Specifications	KB-115C-AX
Key	104 Key with Touch Pad
Supply Voltage	5V DC +/- 5%
Current Rating	30mA
Interface	USB
Cable Length	2.5m
Operating Temp	-20~60°C (-4~140°F)
Storage Temp	-30~70°C (-22~158°F)
Operating RH	100%
Protection Level	IP68
MTBF	>50000H
Net Weight	8 Lbs / 4 Kg
Dimension (W x H x D)	16.54 x 1.83 x 7.98 inch 420.0 x 46.5 x 202.7 mm
Mounting	Bench Top

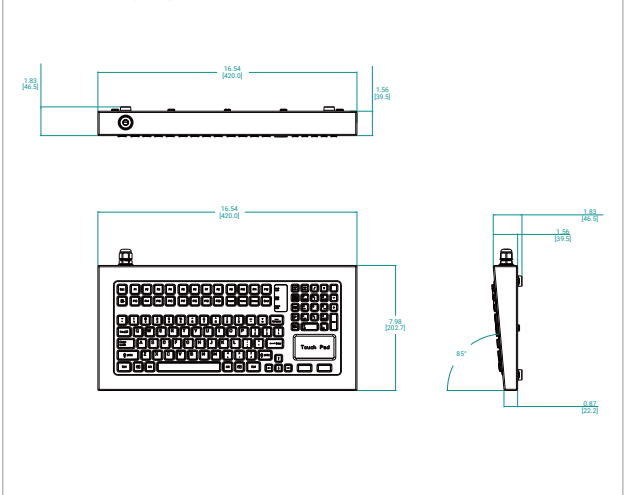
Dimension Drawing

Size Unit: inch(mm)



Dimension Drawing

Size Unit: inch(mm)



ARISTA IPC

ARISTA provides off-the-shelf, full turnkey integration services, and custom ODM/OEM design for worldwide clients. The capabilities help clients meet exacting specifications and requirements at an affordable price and quick time to market

ARISTA Corporation (USA)

 48460 Lakeview Blvd, Fremont, CA 94538

 Phone : +1-510-226-1800  eFax : 510-405-8437

 sales@goarista.com  www.aristaipc.com